

METASTATIC MELANOMA




a deadly form of skin cancer

WHAT IS METASTATIC MELANOMA?

Melanoma is a very serious form of skin cancer which results from uncontrolled growth of skin pigment cells. It can be fatal if left untreated.¹

Metastatic melanoma is an advanced form of melanoma which has spread (metastasised) to other parts of the body.²



INCIDENCE HAS INCREASED OVER THE PAST 30 YEARS

More than **232,000** new cases of melanoma in 2012.³
More than **70,000** people worldwide die every year from melanoma and non-melanoma skin cancers.⁴



50% of people with metastatic melanoma have a BRAF V600 mutation.⁵ Mutated BRAF may become locked in a 'switched on' state, causing uncontrolled cell growth, which causes the cancer to grow.^{6,7}

REFERENCES

1. What is melanoma? Available from: <http://www.skincancer.org/skin-cancer-information/melanoma> (Sept, 2014)

2. What advanced melanoma is. Available from: <http://www.cancerresearchuk.org/about-cancer/type/melanoma/treatment/advanced-melanoma> (Sept, 2014)

3. WHO GLOBOCAN 2012. Estimated Cancer Incidence, Mortality and Prevalence Worldwide in 2012. http://globocan.iarc.fr/Pages/fact_sheets_population.aspx (Sept, 2014)

4. American Academy of Dermatology. Skin cancer. <http://www.aad.org/media-resources/diseases-and-conditions/skin-cancer> (Sept, 2014)

5. Ascierto PA, et al. The role of BRAF V600 mutation in melanoma. *J Transl Med* 2012;10:85

6. Safaei Ardekani G, et al. The prognostic value of BRAF mutation in colorectal cancer and melanoma: a systematic review and meta-analysis. *PLoS One* 2012;7(10):e47054

7. Häferkamp S, et al. Vemurafenib induces senescence features in melanoma cells. *J Invest Dermatol* 2013;133:1801-9

8. Geller AC, et al. A randomized trial to improve early detection and prevention practices among siblings of melanoma patients. *Cancer* 2006;107(4):506-14

9. Garbe C, et al. Diagnosis and treatment of melanoma. European consensus-based interdisciplinary guideline—Update 2012. *Eur J Cancer* 2012;48(15):2375-90

10. Markovic SN, et al. Malignant melanoma in the 21st century, part 1: epidemiology, risk factors, screening, prevention, and diagnosis. *Mayo Clin Proc* 2007;82:384-90

11. Royal College of Physicians and British Association of Dermatologists. The prevention, diagnosis, referral and management of melanoma of the skin. concise guidelines. Available at: <http://www.rcplondon.ac.uk/sites/default/files/concise-melanoma-2007.pdf>, (Sept, 2014)

12. Bataille V & de Vries E. Melanoma - Part 1: epidemiology, risk factors, and prevention. *BMJ* 2005;337:e2249

13. Gallagher RB et al. Tanning beds, sunlamps, and risk of cutaneous malignant melanoma. *Cancer Epidemiol Biomarkers Prev* 2005;14(3):562-6

14. International Agency for Research on Cancer Working Group on artificial ultraviolet (UV) light and skin cancer. The association of use of sunbeds with cutaneous malignant melanoma and other skin cancers: A systematic review. *Int J Cancer* 2007;120(5):1116-22

15. Types of melanoma. Available from: <http://www.skincancer.org/skin-cancer-information/melanoma/types-of-melanoma> (Sept, 2014)

16. Macmillan Cancer Support. Symptoms of advanced melanoma. Available at: <http://www.macmillan.org.uk/Cancerinformation/Cancer-types/Melanoma/Symptomsanddiagnosis/Symptomsofadvancedmelanoma.aspx> (Sept, 2014)

17. Balch CM, et al. Final version of 2009 AJCC melanoma staging and classification. *J Clin Oncol* 2009;27:8199-206

18. Treskova I, et al. Prognostic value of tumor markers in malignant melanoma. *EPMA J* 2014;5(Suppl 1):A36



Family history



Sun exposure



Fair & sensitive skin



Freckles and moles



Age

THE RISK FACTORS⁸⁻¹⁴

WHAT TO LOOK FOR

There are four types of melanoma:¹⁵



Superficial spreading



Nodular



Acral lentiginous



Lentigo maligna

Signs that melanoma has spread include:¹⁶



Hard lumps under the skin



Swollen or painful lymph nodes



Trouble breathing



Bone pain



Swollen liver or loss of appetite



Headaches or seizures



Weight loss

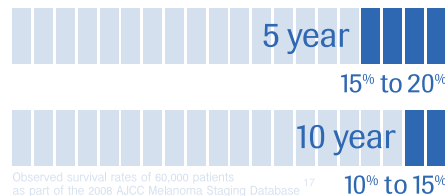


Fatigue or weakness

CAN IT BE TREATED?

Once melanoma has metastasised it can be very hard to treat. Despite significant progress in treatment development in recent years, life expectancy still remains low.

Survival rates:




Observed survival rates of 60,000 patients as part of the 2008 AJCC Melanoma Staging Database¹⁷

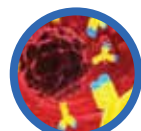
Understanding specific markers of the disease is helping to improve outcomes for metastatic melanoma patients through a personalised approach to treatment.¹⁸



Chemotherapy



Targeted therapy



Immunotherapy